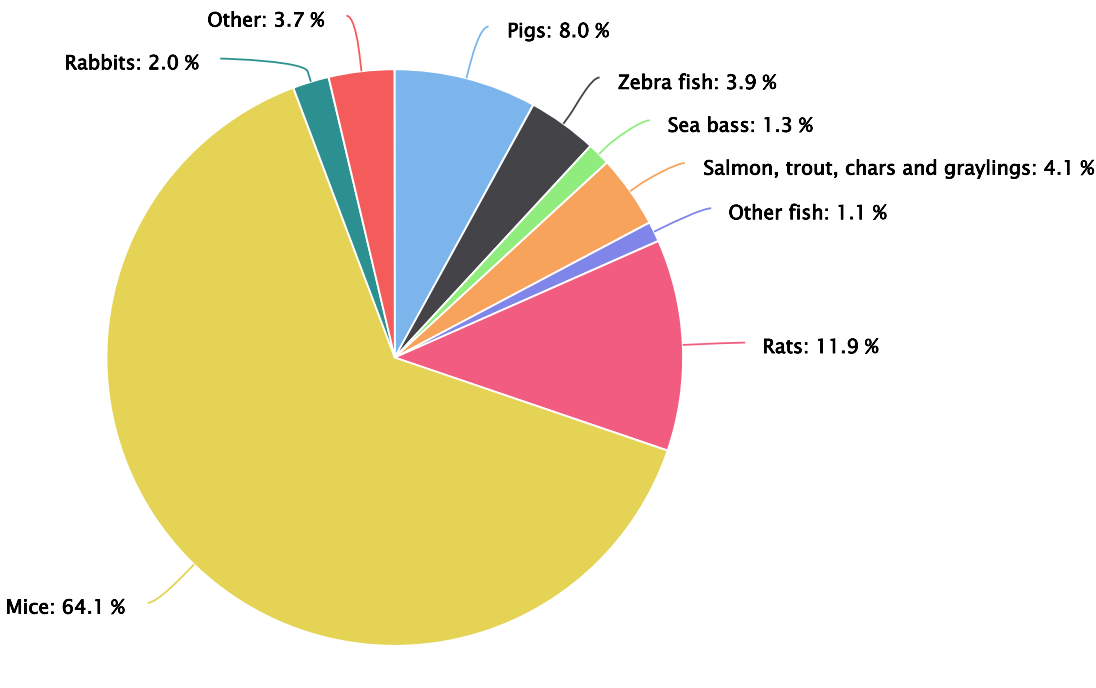


ALL USES OF ANIMALS

Uses of animals by species

Species	Number of uses
Mice	138005
Rats	25552
Guinea-Pigs	1991
Hamsters (Syrian)	239
Other rodents	12
Rabbits	4370
Cats	3
Dogs	637
Horses, donkeys and cross-breeds	52
Pigs	17222
Goats	8
Sheep	41
Cattle	1898
Other mammals	28
Domestic fowl	1534
Other birds	467
Reptiles	154
Xenopus	740
Other amphibians	139
Zebra fish	8401
Sea bass	2762
Salmon, trout, chars and graylings	8763
Other fish	2439
Total	215457

Uses of animals by species



Species categories level 1

Species category level 1	↑↓	Percentage	↑↓	Number of animals	↑↓
Warm-blooded vertebrates		89.14%		192059	
Cold-blooded vertebrates		10.86%		23398	
Total		100,00%		215457	

Species categories level 2

Species category level 2	↑↓	Percentage	↑↓	Number of animals	↑↓
Mammals		88.21%		190058	
Birds		0.93%		2001	
Reptiles		0.07%		154	
Amphibians		0.41%		879	
Fish		10.38%		22365	
Total		100,00%		215457	

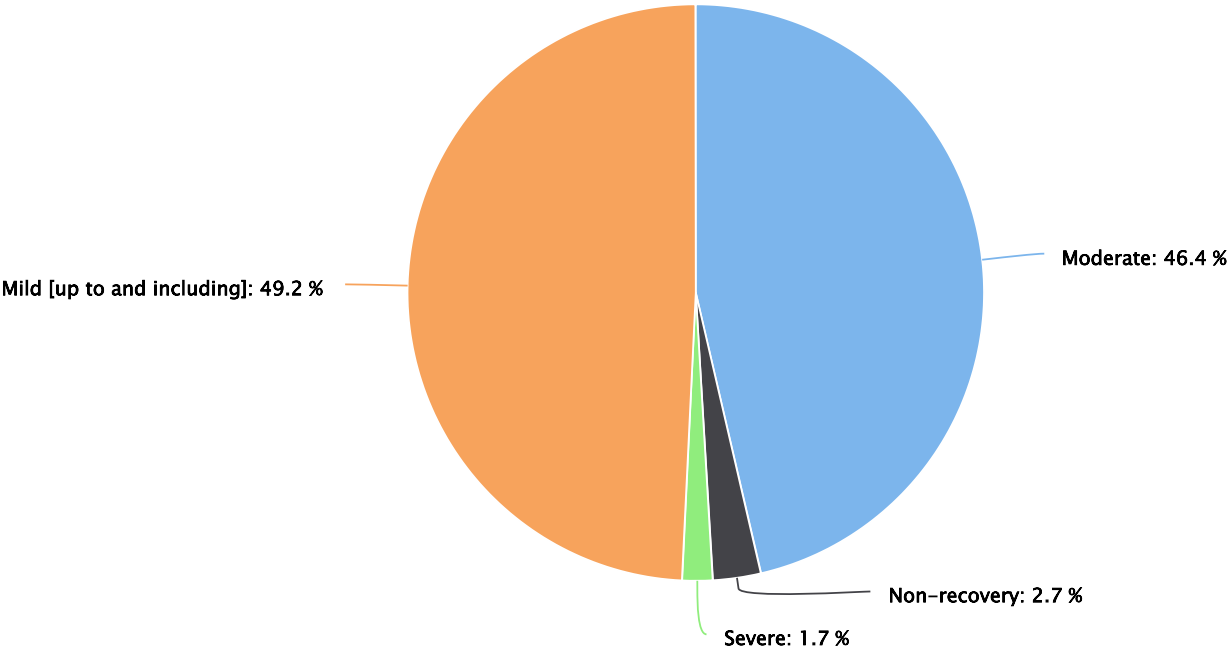
Mammals

Mammals	↑↓	Percentage	↑↓	Number of animals	↑↓
Rodents		87.24%		165799	
Rabbits		2.30%		4370	
Carnivores		0.34%		640	
Equidae		0.03%		52	
Artiodactyla		10.09%		19169	
Other mammals		0.01%		28	
Total		100,00%		190058	

Non-human primates

Non-human primates	↑↓	Percentage	↑↓	Number of animals	↑↓
No data available in table					

Uses of animals by severity



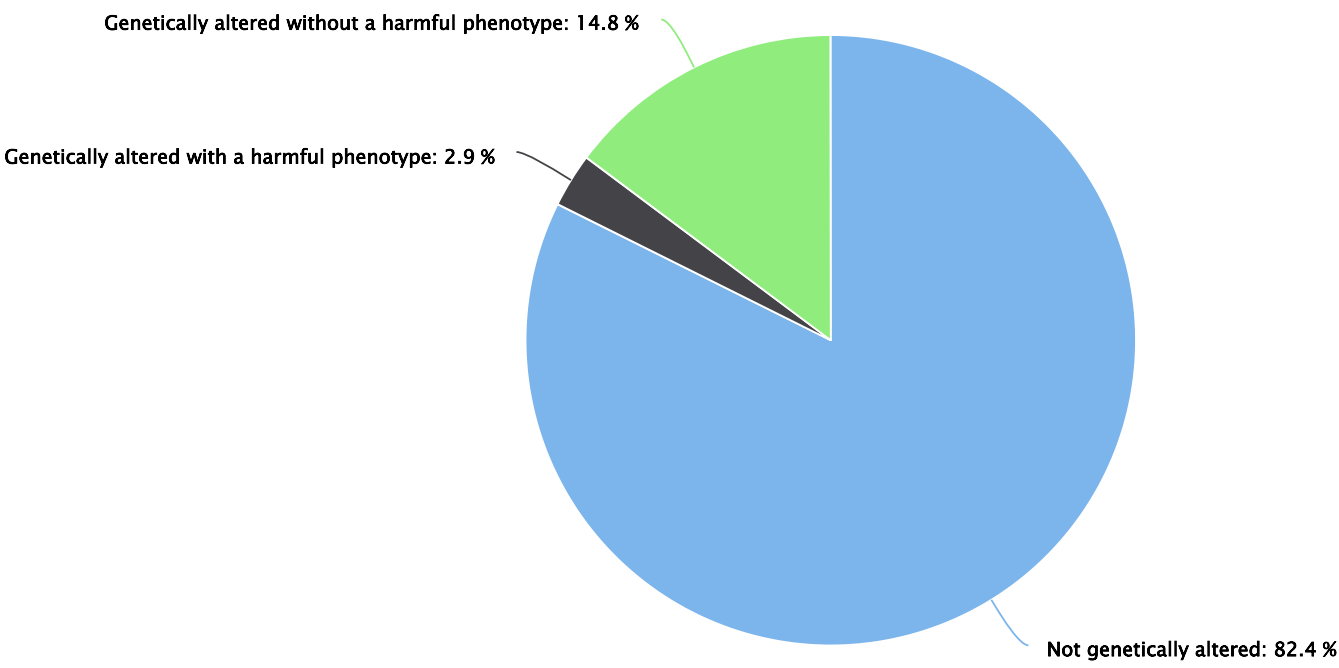
Uses of animals by species and severity

Species	↑↓	Non-recovery	↑↓	Mild [up to and including]	↑↓	Moderate	↑↓	Severe	↑↓	Total	↑↓
Mice		3185		66072		65702		3046		138005	
Rats		1172		11729		12486		165		25552	
Guinea-Pigs		111		1482		397		1		1991	
Hamsters (Syrian)		0		18		220		1		239	
Other rodents		0		0		12		0		12	
Rabbits		84		4200		84		2		4370	
Cats		0		3		0		0		3	
Dogs		0		307		326		4		637	
Horses, donkeys and cross-breeds		0		52		0		0		52	
Pigs		1237		3863		12101		21		17222	
Goats		0		6		2		0		8	
Sheep		0		14		27		0		41	
Cattle		0		1624		274		0		1898	
Other mammals		0		6		22		0		28	
Domestic fowl		0		1438		96		0		1534	
Other birds		0		467		0		0		467	
Reptiles		0		91		63		0		154	
Xenopus		0		740		0		0		740	
Other amphibians		21		10		105		3		139	
Zebra fish		0		8241		145		15		8401	
Sea bass		0		2475		93		194		2762	
Salmon, trout, chars and graylings		0		2405		6146		212		8763	
Other fish		0		836		1603		0		2439	
Total		5810		106079		99904		3664		215457	

Proportions of uses of animals by species and severity

Species	↑↓	Non-recovery	↑↓	Mild [up to and including]	↑↓	Moderate	↑↓	Severe	↑↓	Total	↑↓
Mice		2.31%		47.88%		47.61%		2.21%		100%	
Rats		4.59%		45.90%		48.87%		0.65%		100%	
Guinea-Pigs		5.58%		74.43%		19.94%		0.05%		100%	
Hamsters (Syrian)		0.00%		7.53%		92.05%		0.42%		100%	
Other rodents		0.00%		0.00%		100.00%		0.00%		100%	
Rabbits		1.92%		96.11%		1.92%		0.05%		100%	
Cats		0.00%		100.00%		0.00%		0.00%		100%	
Dogs		0.00%		48.19%		51.18%		0.63%		100%	
Horses, donkeys and cross-breeds		0.00%		100.00%		0.00%		0.00%		100%	
Pigs		7.18%		22.43%		70.26%		0.12%		100%	
Goats		0.00%		75.00%		25.00%		0.00%		100%	
Sheep		0.00%		34.15%		65.85%		0.00%		100%	
Cattle		0.00%		85.56%		14.44%		0.00%		100%	
Other mammals		0.00%		21.43%		78.57%		0.00%		100%	
Domestic fowl		0.00%		93.74%		6.26%		0.00%		100%	
Other birds		0.00%		100.00%		0.00%		0.00%		100%	
Reptiles		0.00%		59.09%		40.91%		0.00%		100%	
Xenopus		0.00%		100.00%		0.00%		0.00%		100%	
Other amphibians		15.11%		7.19%		75.54%		2.16%		100%	
Zebra fish		0.00%		98.10%		1.73%		0.18%		100%	
Sea bass		0.00%		89.61%		3.37%		7.02%		100%	
Salmon, trout, chars and graylings		0.00%		27.44%		70.14%		2.42%		100%	
Other fish		0.00%		34.28%		65.72%		0.00%		100%	

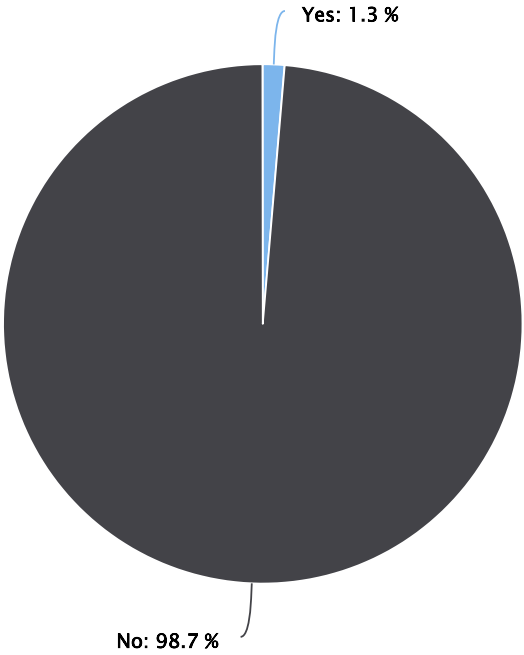
Uses of animals by genetic status



Uses of animals by species and genetic status

Species	Not genetically altered	Genetically altered without a harmful phenotype	Genetically altered with a harmful phenotype	Total
Mice	104931	27609	5465	138005
Rats	25078	456	18	25552
Guinea-Pigs	1991	0	0	1991
Hamsters (Syrian)	239	0	0	239
Other rodents	12	0	0	12
Rabbits	4370	0	0	4370
Cats	3	0	0	3
Dogs	637	0	0	637
Horses, donkeys and cross-breeds	52	0	0	52
Pigs	17214	8	0	17222
Goats	8	0	0	8
Sheep	41	0	0	41
Cattle	1898	0	0	1898
Other mammals	28	0	0	28
Domestic fowl	1534	0	0	1534
Other birds	467	0	0	467
Reptiles	154	0	0	154
Xenopus	740	0	0	740
Other amphibians	139	0	0	139
Zebra fish	3966	3776	659	8401
Sea bass	2762	0	0	2762
Salmon, trout, chars and graylings	8763	0	0	8763
Other fish	2439	0	0	2439
Total	177466	31849	6142	215457

Reuse of animals

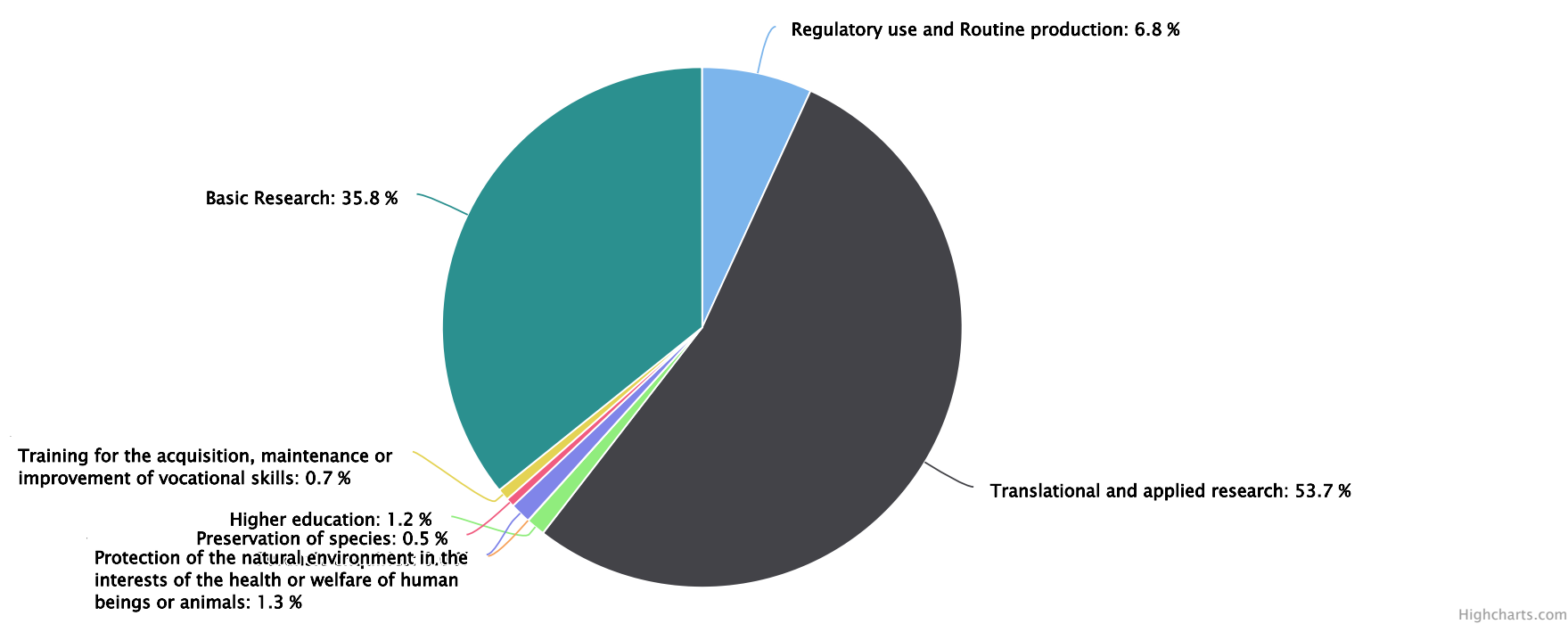


USES OF ANIMALS BY MAIN CATEGORIES OF SCIENTIFIC PURPOSES

Uses of animals by main categories of scientific purposes

Purpose	Number of uses
Basic Research	77027
Translational and applied research	115612
Regulatory use and Routine production	14733
Protection of the natural environment in the interests of the health or welfare of human beings or animals	2783
Preservation of species	1167
Higher education	2526
Training for the acquisition, maintenance or improvement of vocational skills	1571
Forensic enquiries	38
Total	215457

Uses of animals by main categories of scientific purposes

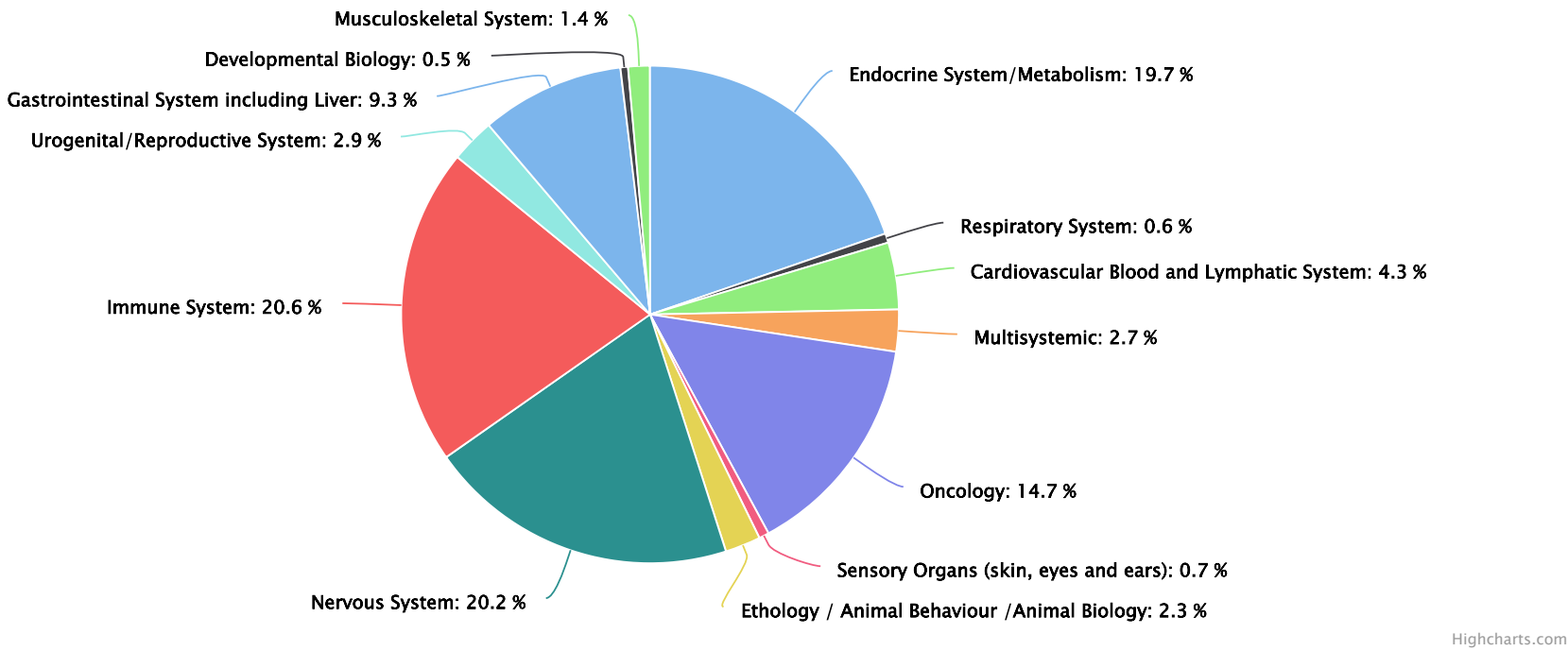


BASIC RESEARCH RELATED USES

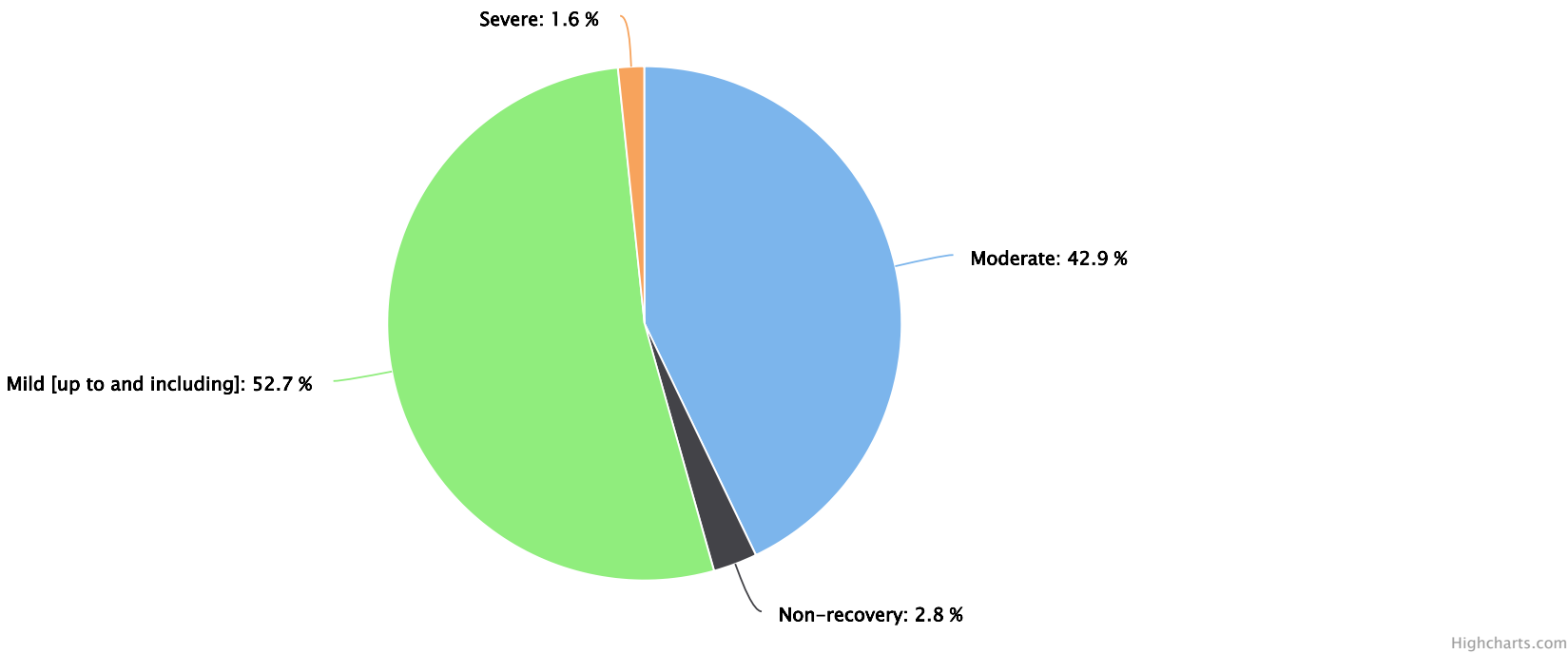
Basic research related uses

Purpose	Number of uses
Oncology	11329
Cardiovascular Blood and Lymphatic System	3347
Nervous System	15570
Respiratory System	472
Gastrointestinal System including Liver	7176
Musculoskeletal System	1080
Immune System	15894
Urogenital/Reproductive System	2208
Sensory Organs (skin, eyes and ears)	501
Endocrine System/Metabolism	15198
Developmental Biology	386
Multisystemic	2092
Ethology / Animal Behaviour /Animal Biology	1774
Total	77027

Basic research related uses



Basic research related uses by severity

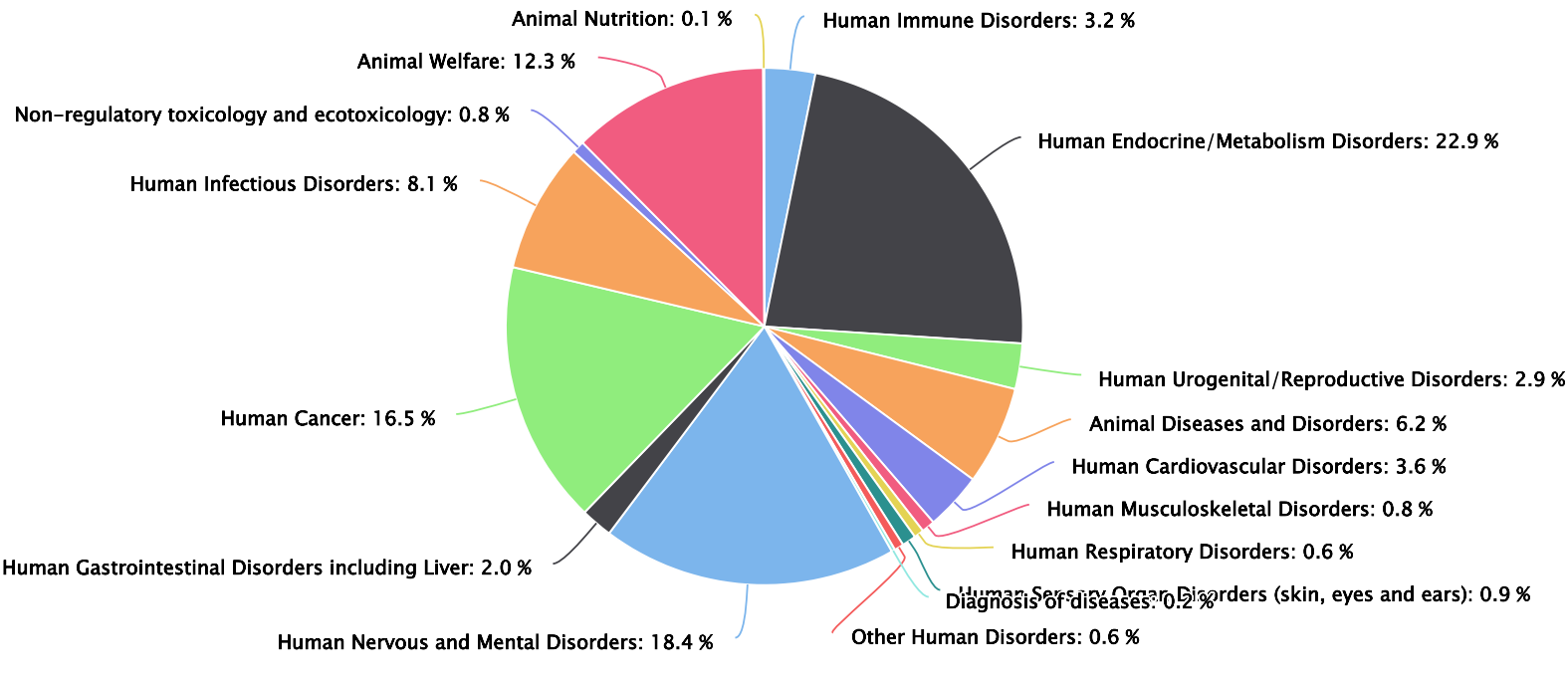


TRANSLATIONAL AND APPLIED RESEARCH RELATED USES

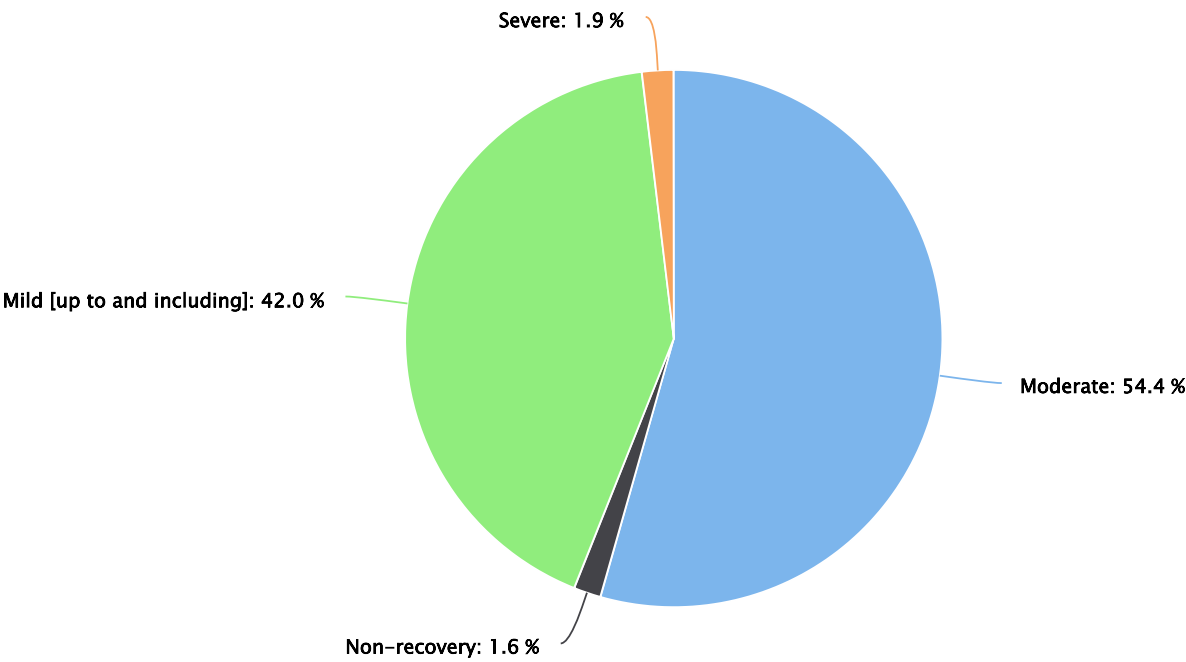
Translational and applied research related uses

Purpose	Number of uses
Human Cancer	19036
Human Infectious Disorders	9373
Human Cardiovascular Disorders	4163
Human Nervous and Mental Disorders	21327
Human Respiratory Disorders	724
Human Gastrointestinal Disorders including Liver	2285
Human Musculoskeletal Disorders	957
Human Immune Disorders	3683
Human Urogenital/Reproductive Disorders	3307
Human Sensory Organ Disorders (skin, eyes and ears)	1002
Human Endocrine/Metabolism Disorders	26427
Other Human Disorders	676
Animal Diseases and Disorders	7131
Animal Nutrition	85
Animal Welfare	14249
Diagnosis of diseases	271
Non-regulatory toxicology and ecotoxicology	916
Total	115612

Translational and applied research related uses



Translational and applied research related uses by severity

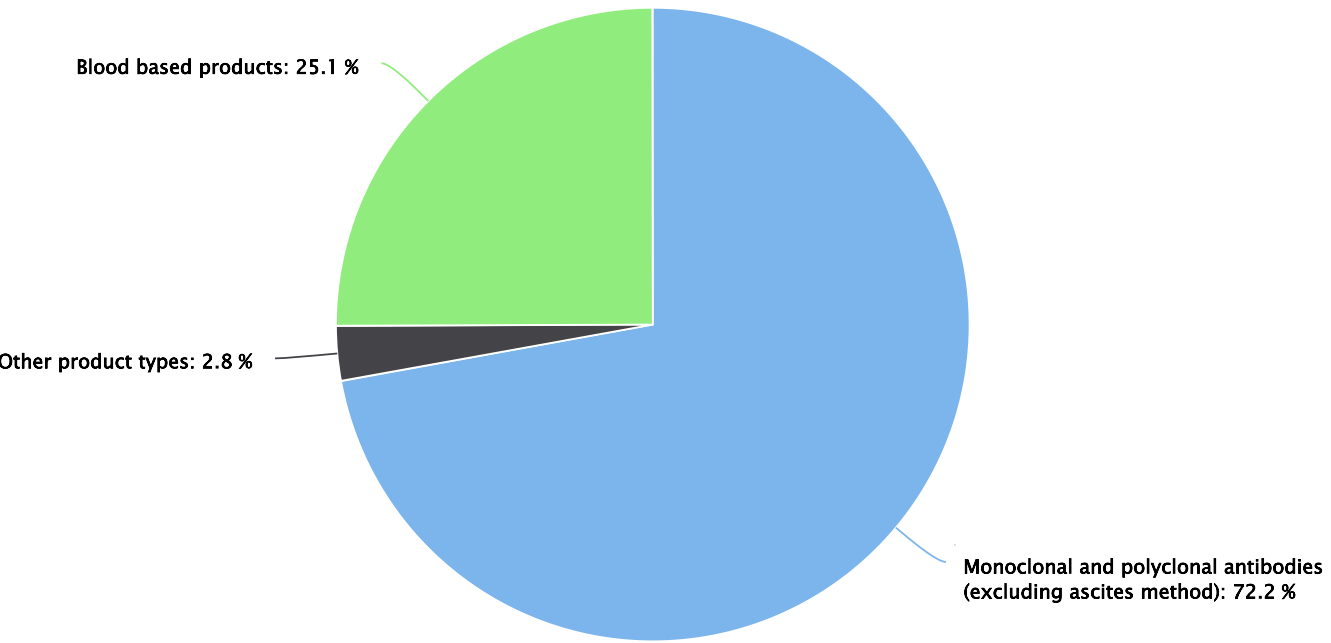


ROUTINE PRODUCTION USES

Routine production uses

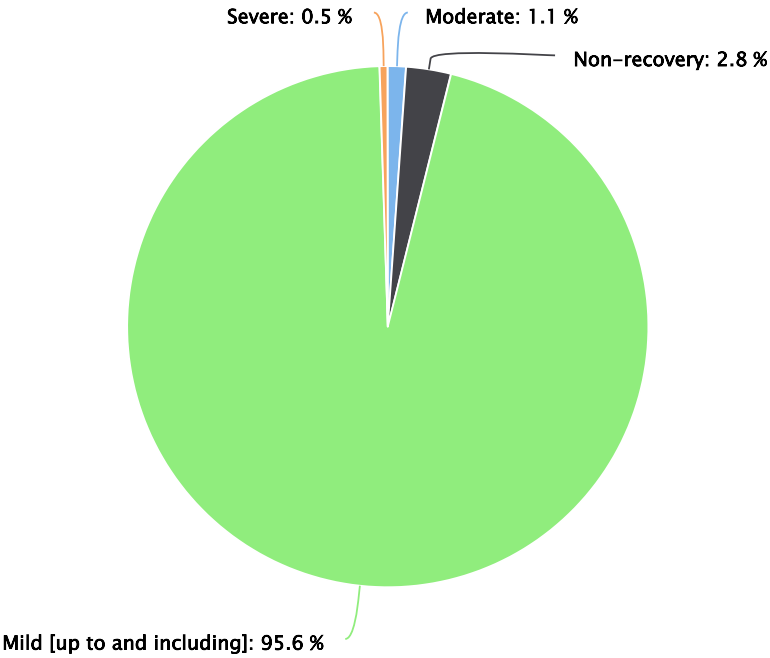
Purpose	Number of uses
Blood based products	999
Monoclonal and polyclonal antibodies (excluding ascites method)	2876
Other product types	111
Total	3986

Routine production uses



Highcharts.com

Routine production uses by severity



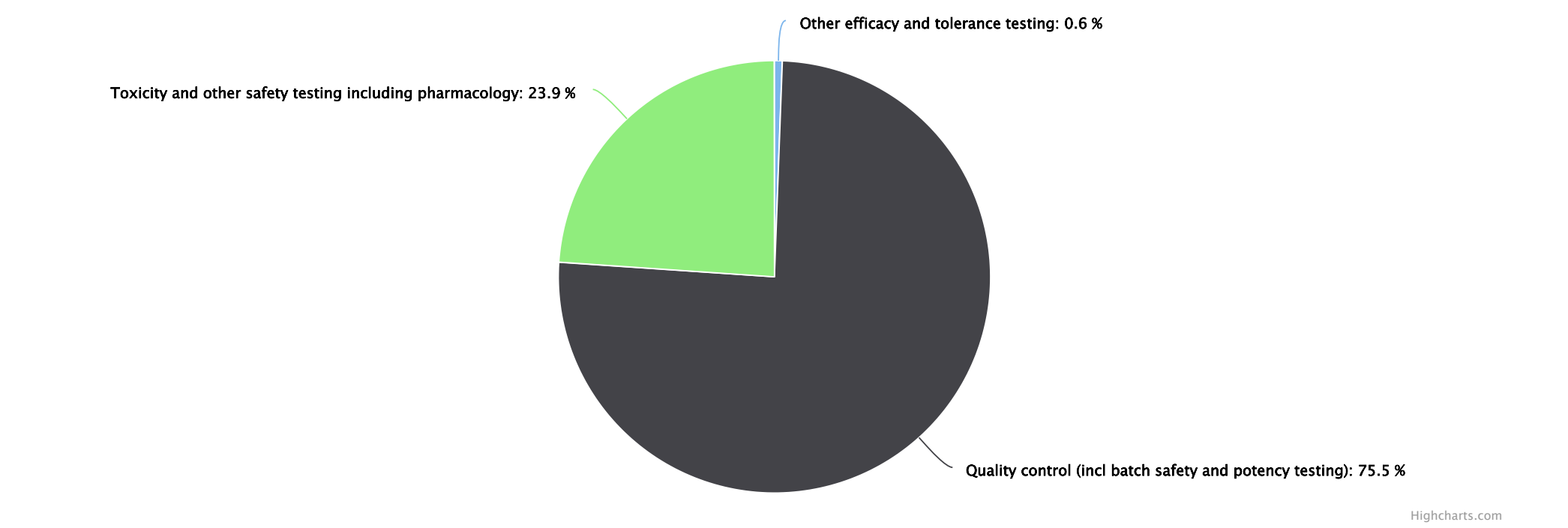
Highcharts.com

REGULATORY USES

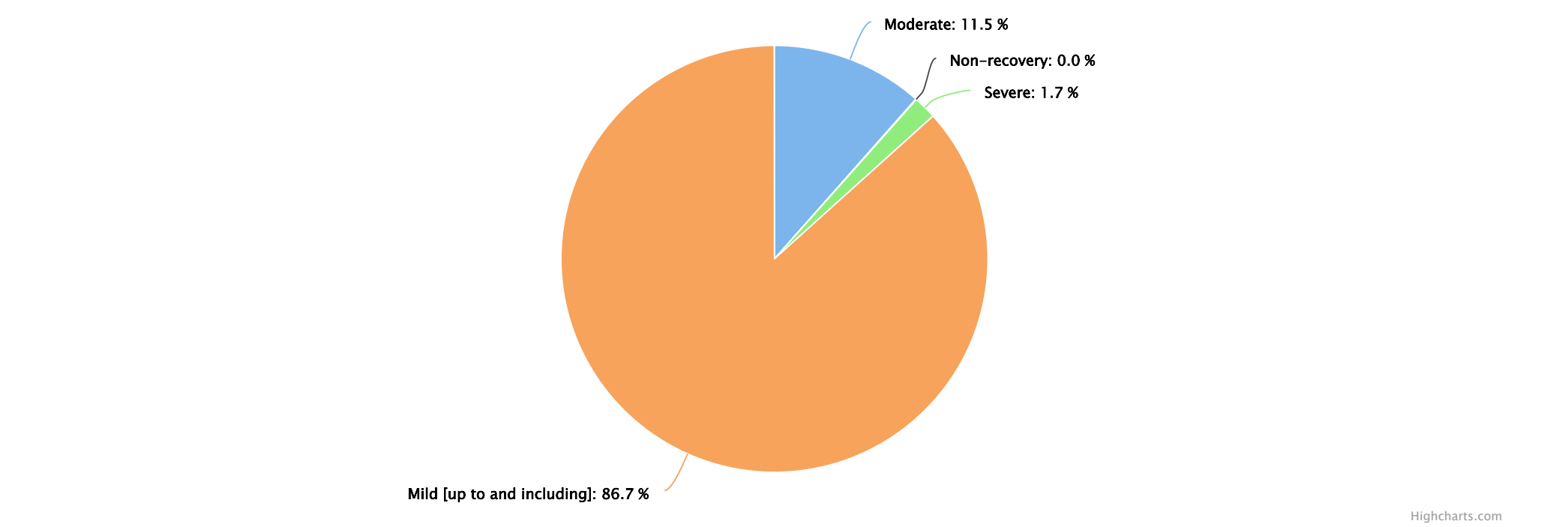
Regulatory uses

Purpose	Number of uses
Quality control (incl batch safety and potency testing)	8115
Other efficacy and tolerance testing	63
Toxicity and other safety testing including pharmacology	2569
Total	10747

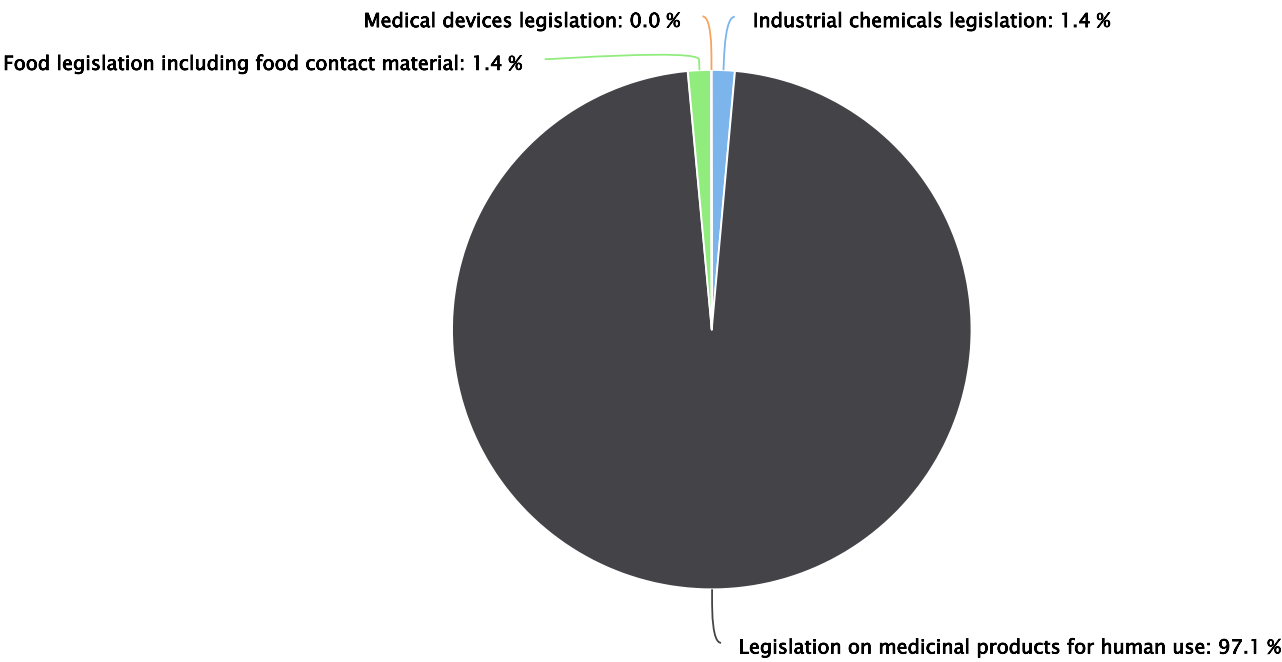
Regulatory uses



Regulatory uses by severity

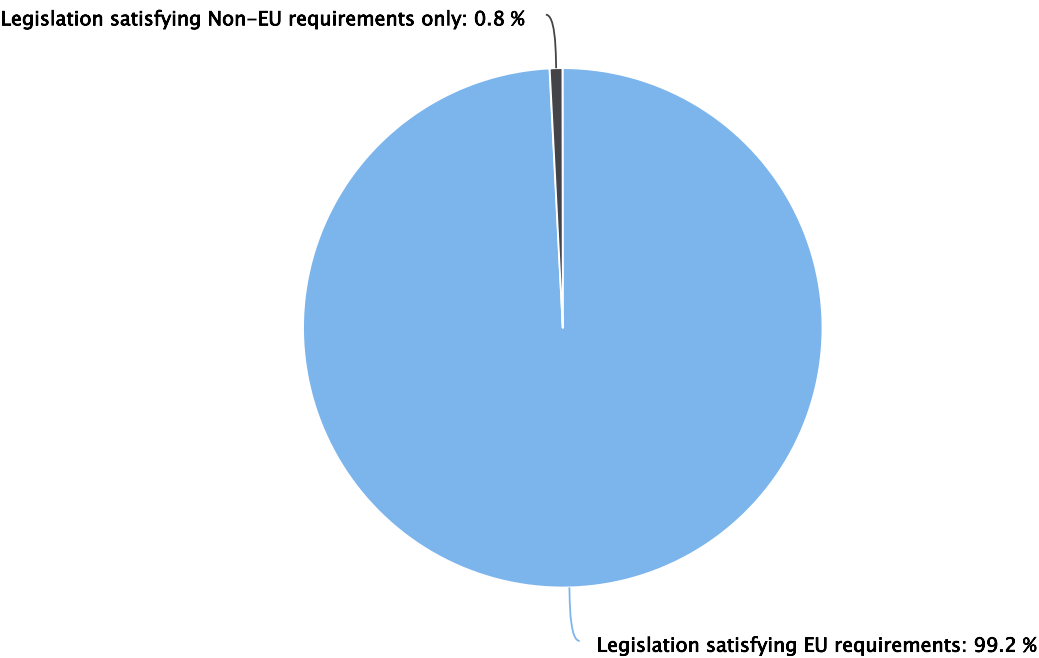


Regulatory uses by type of legislation



Highcharts.com

Regulatory uses by regulatory requirement



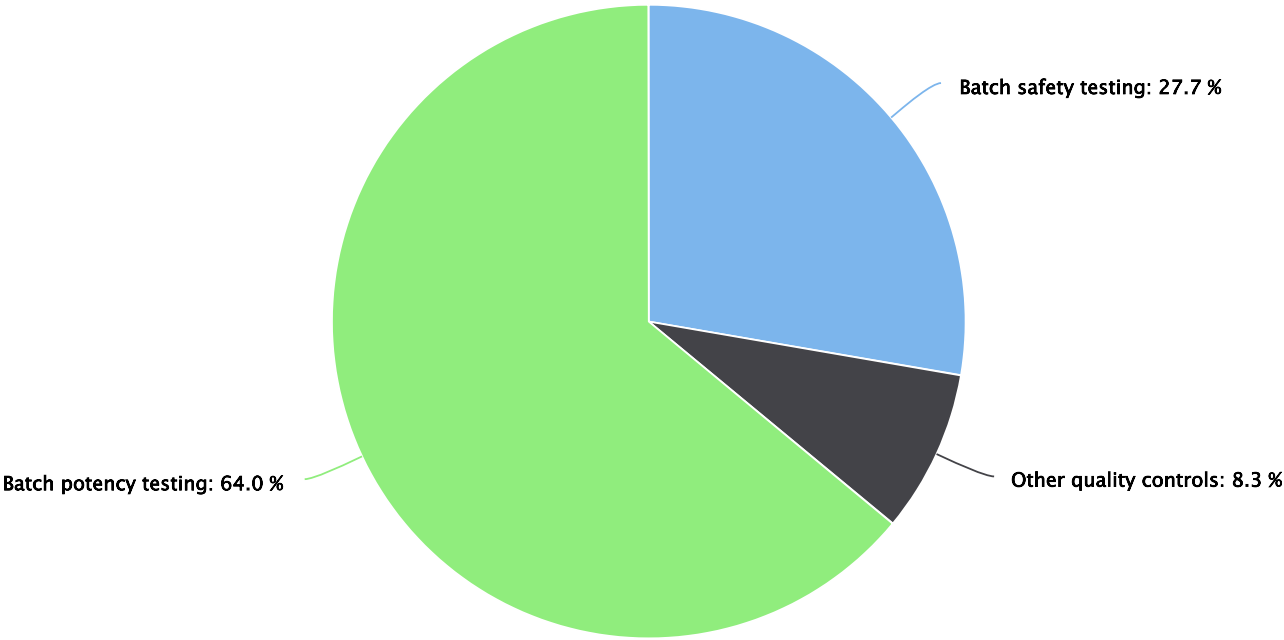
Highcharts.com

REGULATORY USES: QUALITY CONTROL (INCLUDING BATCH SAFETY AND POTENCY TESTING)

Regulatory uses: Quality control

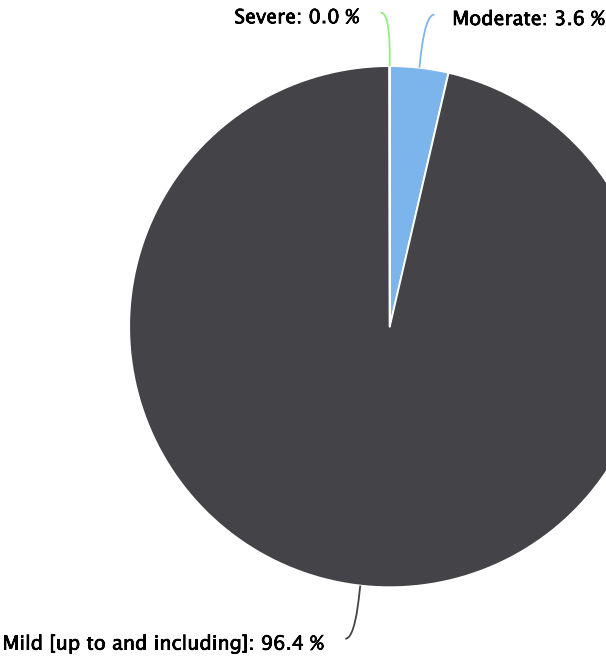
Purpose	Number of uses
Batch safety testing	2250
Batch potency testing	5193
Other quality controls	672
Total	8115

Regulatory uses: Quality control



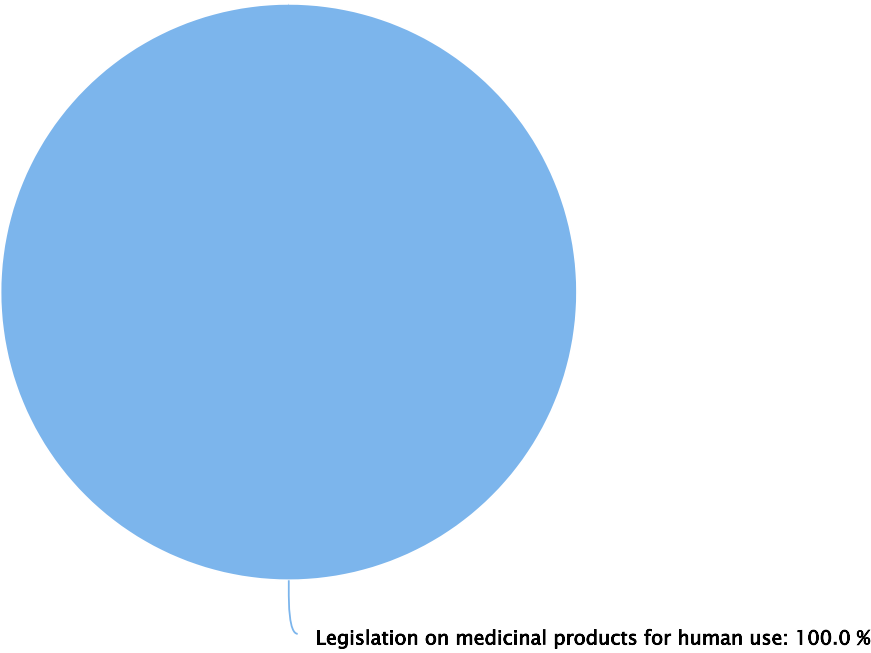
Highcharts.com

Regulatory uses: Quality control by severity



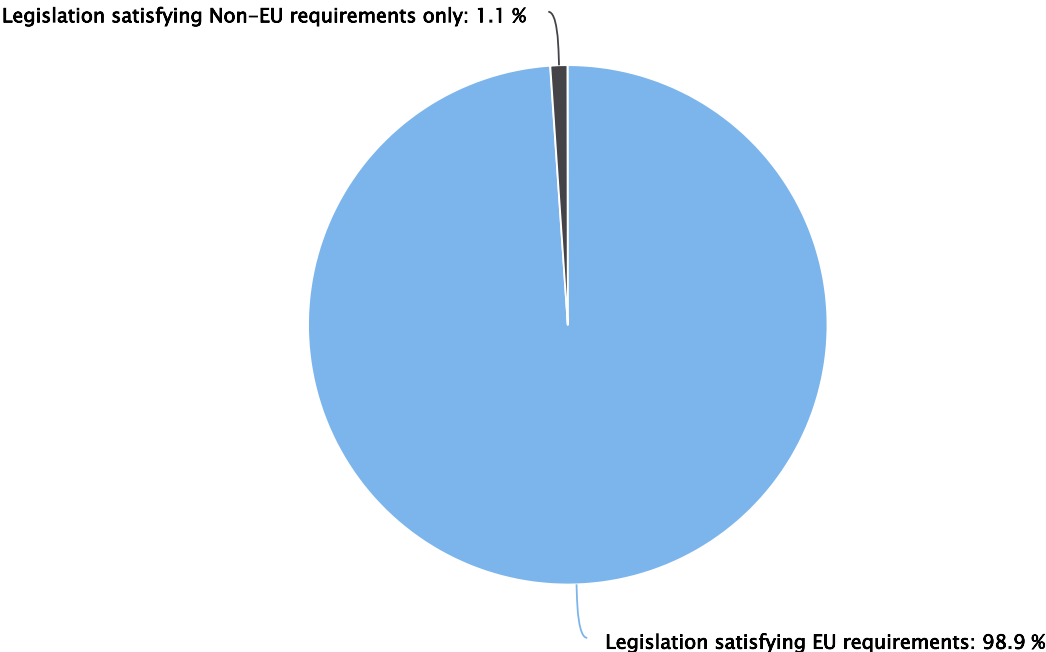
Highcharts.com

Regulatory uses: Quality control by type of legislation



Highcharts.com

Regulatory uses: Quality control by regulatory requirement



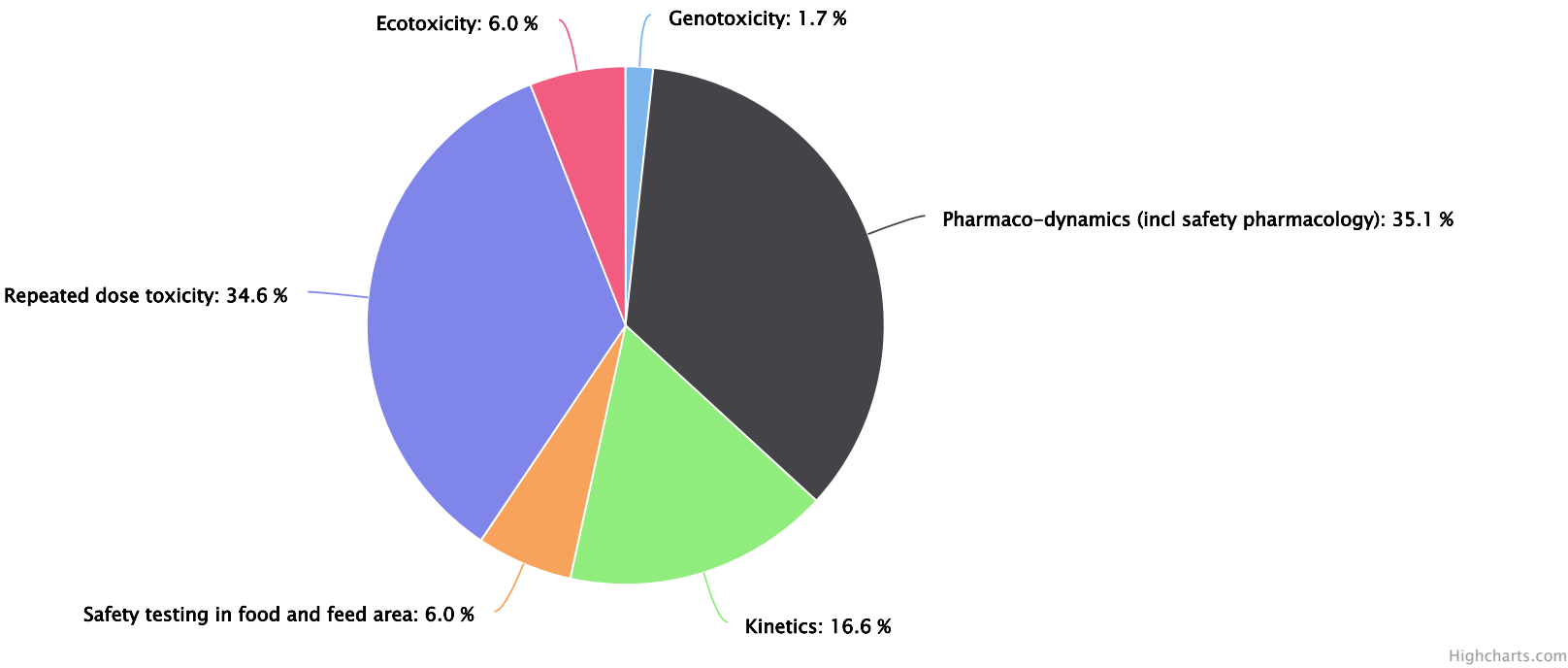
Highcharts.com

REGULATORY USES: TOXICITY AND OTHER SAFETY TESTING INCLUDING PHARMACOLOGY

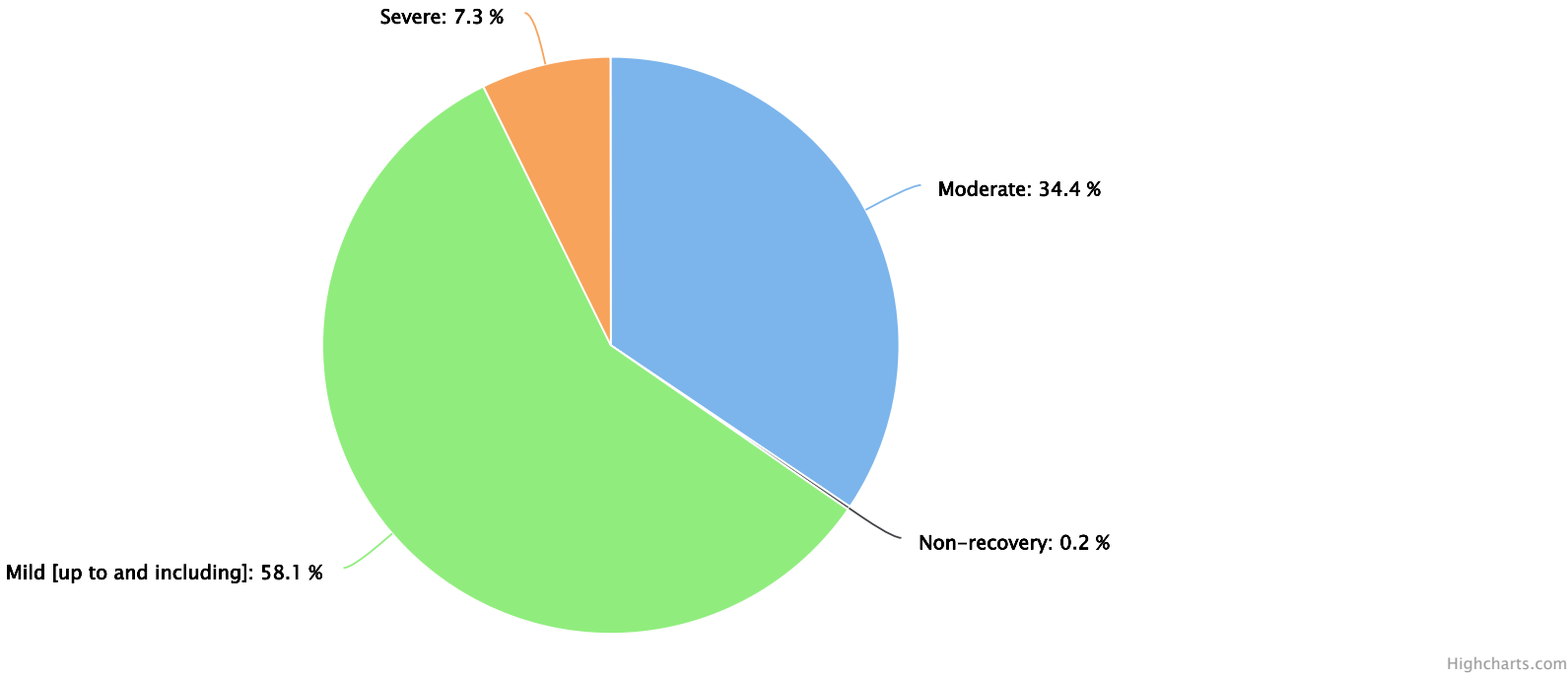
Regulatory uses: Toxicity

Purpose↑↓	Number of uses↑↓
Repeated dose toxicity	888
Genotoxicity	44
Kinetics	427
Pharmaco-dynamics (incl safety pharmacology)	902
Ecotoxicity	154
Safety testing in food and feed area	154
Total	2569

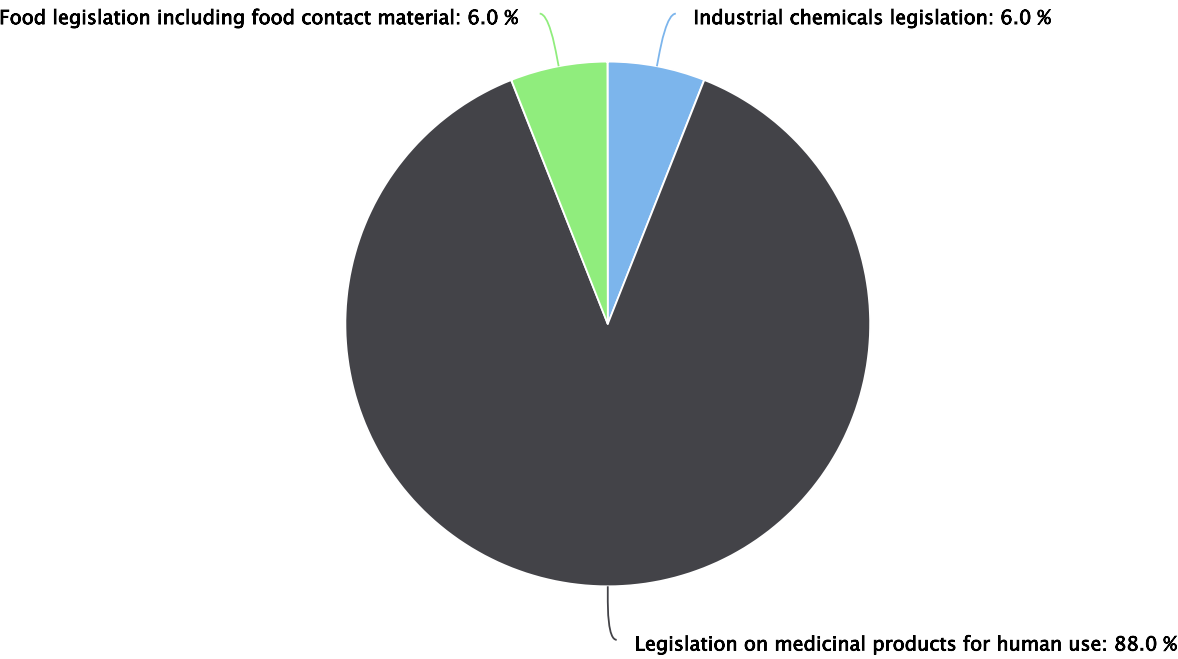
Regulatory uses: Toxicity



Regulatory uses: Toxicity by severity

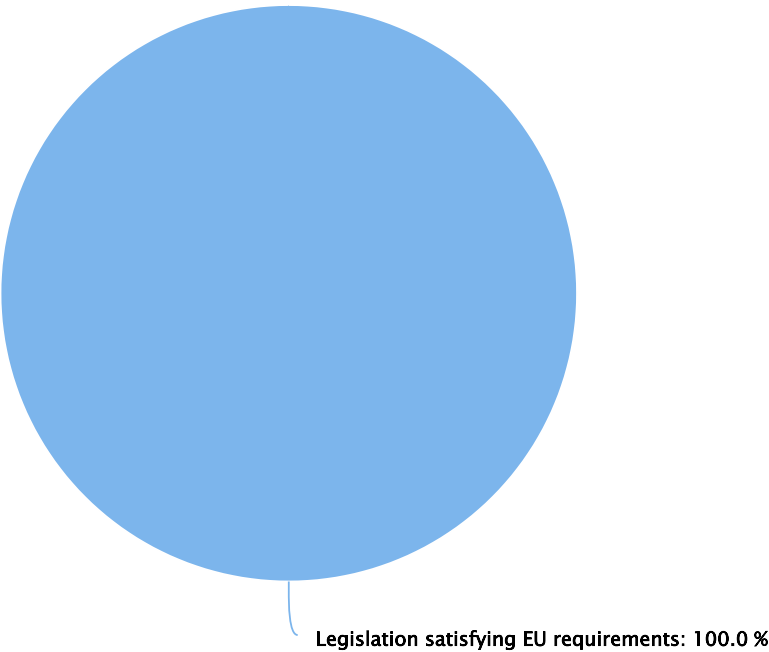


Regulatory uses: Toxicity by type of legislation



Highcharts.com

Regulatory uses: Toxicity by regulatory requirement



Highcharts.com

REGULATORY USES : TOXICITY AND OTHER SAFETY TESTING INCLUDING PHARMACOLOGY: ACUTE AND SUB-ACUTE TOXICITY TESTING METHODS

Regulatory uses: Toxicity: Acute and sub-acute

Purpose	Number of uses
No data available in table	

Regulatory uses: Toxicity: Acute and sub-acute

Regulatory uses: Toxicity: Acute and sub-acute by severity

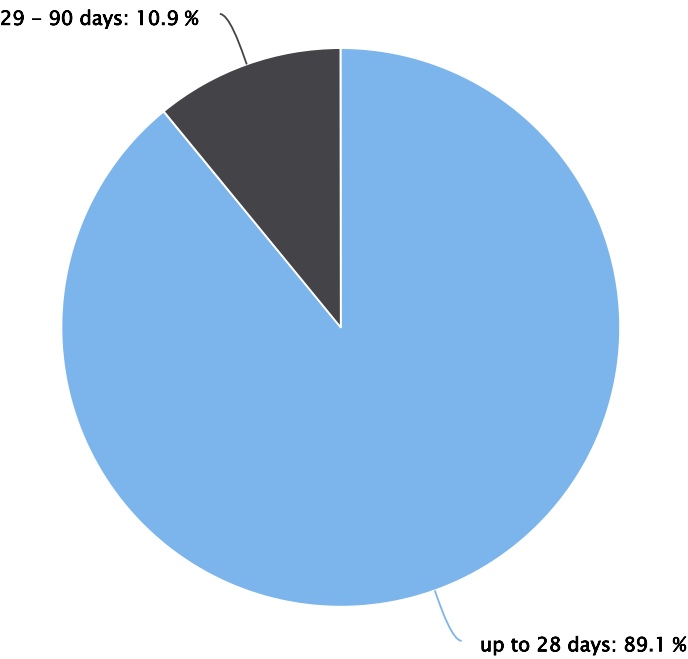
Regulatory uses: Toxicity: Acute and sub-acute by type of legislation

Regulatory uses: Toxicity: Acute and sub-acute by regulatory requirement

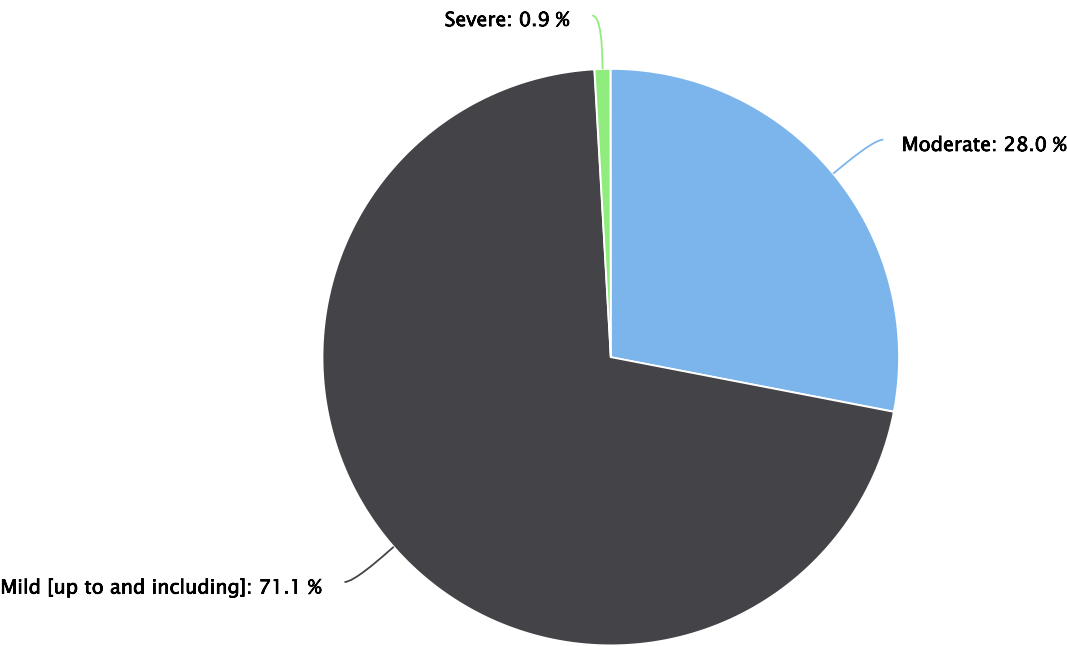
Regulatory uses: Toxicity: Repeated dose

Purpose↑↓	Number of uses↑↓
up to 28 days	791
29 - 90 days	97
Total	888

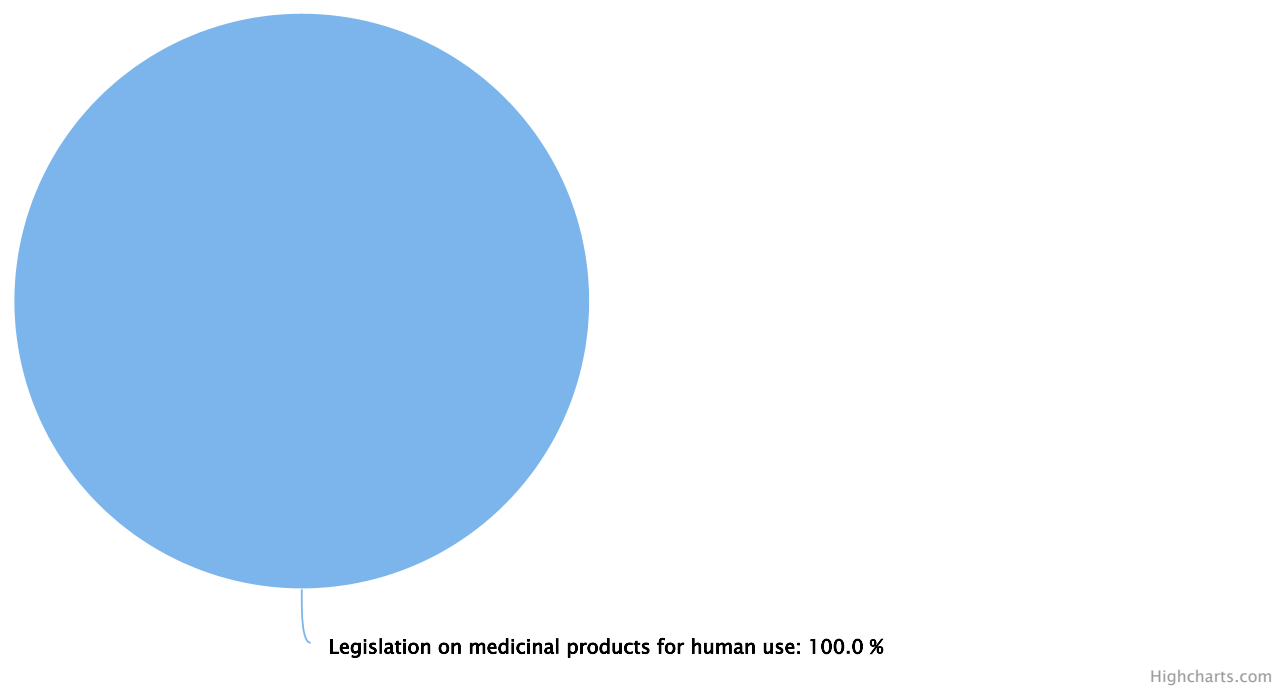
Regulatory uses: Toxicity: Repeated dose



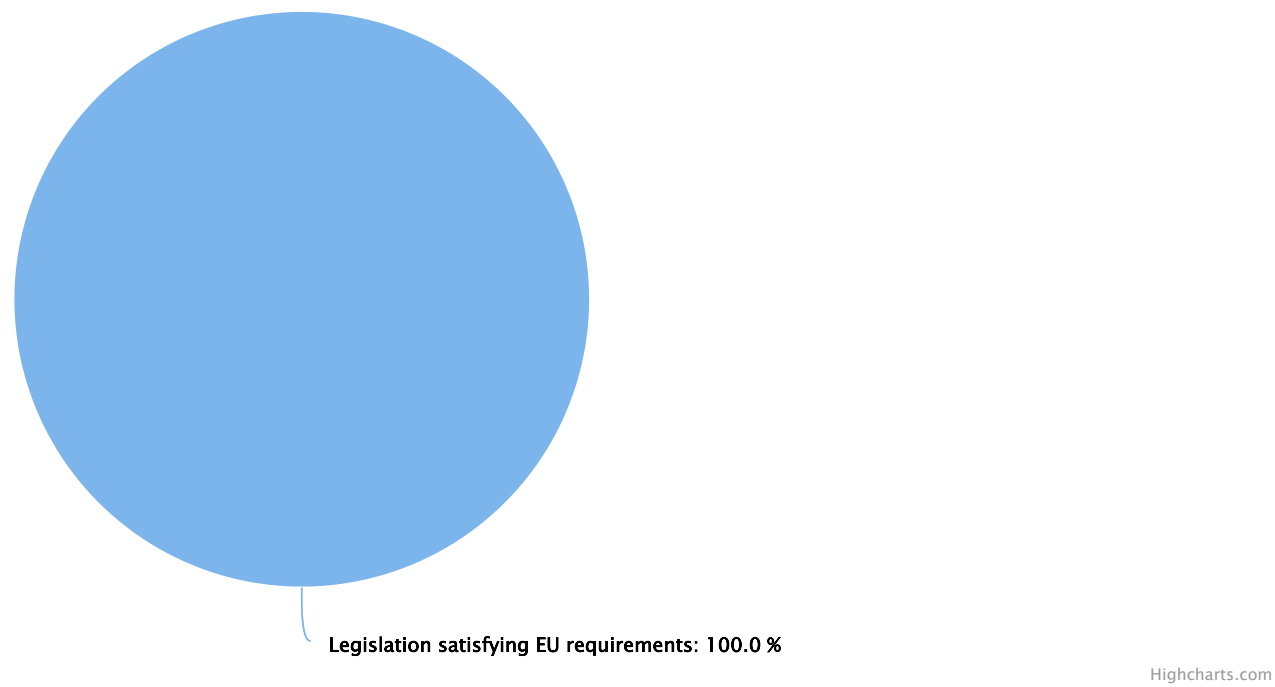
Regulatory uses: Toxicity: Repeated dose by severity



Regulatory uses: Toxicity: Repeated dose by type of legislation



Regulatory uses: Toxicity: Repeated dose by regulatory requirement

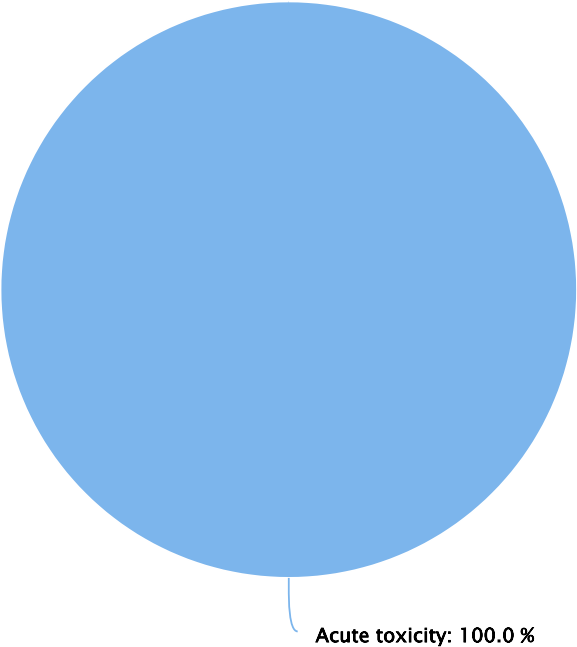


REGULATORY USES: TOXICITY AND OTHER SAFETY TESTING INCLUDING PHARMACOLOGY: ECOTOXICITY

Regulatory uses: Toxicity: Ecotoxicity


Purpose	Number of animals
Acute toxicity	154
Total	154

Regulatory uses: Toxicity: Ecotoxicity




Highcharts.com

Regulatory uses: Toxicity: Ecotoxicity by severity



Highcharts.com

Regulatory uses: Toxicity: Ecotoxicity by type of legislation



Highcharts.com

